



Република Србија  
Регулаторна агенција за електронске  
комуникације и поштанске услуге  
Београд

БРОЈ: 1-01-34820-46/23

ДАТУМ: 28-09-2023

# **TECHNICAL AGREEMENT**

**BETWEEN THE NATIONAL FREQUENCY  
MANAGEMENT AUTHORITIES OF**

**ALBANIA, BOSNIA AND HERZEGOVINA, CROATIA,  
MONTENEGRO, NORTH MACEDONIA AND SERBIA**

**ON BORDER COORDINATION OF  
MOBILE/FIXED COMMUNICATIONS  
NETWORKS (MFCN)**

**IN THE FREQUENCY BAND**

**3400-3800 MHz**

**Budva, September 2023**

## 1. Introduction

In the framework of Article 6 of ITU Radio Regulations, the **Electronic and Postal Communications Authority (AKEP)** (The Administration of the **Republic of Albania**), the **Communications Regulatory Agency (CRA)** (The Administration of **Bosnia and Herzegovina**), the **Croatian Regulatory Authority for Network Industries (HAKOM)** (The Administration of the **Republic of Croatia**), the **Agency for Electronic Communications and Postal Services (EKIP)** (The Administration of **Montenegro**), the **Agency for Electronic Communications (AEC)** (The Administration of the **Republic of North Macedonia**) and the **Regulatory Authority for Electronic Communications and Postal Services (RATEL)** (The Administration of the **Republic of Serbia**) (hereinafter referred to as: **Signatory Authorities**) concluded this Technical Agreement on border coordination of Mobile/Fixed Communications Networks (MFCN) in the frequency band 3400-3800 MHz.

The aim of this Technical Agreement is to lay down the principles, the technical provisions and administrative procedure necessary to regulate the common deployment of the MFCN systems in the frequency band 3400-3800 MHz in border areas.

The frequency band 3400-3800 MHz is designated for MFCN systems according to ECC Decision ECC/DEC/(11)06 (version being in force at the time of signing this Technical Agreement is attached for reference). This Technical Agreement is applicable to MFCN TDD systems with non-AAS and AAS operating within harmonized frequency arrangement and technical conditions defined in above mentioned ECC Decision.

## 2. Principles of coordination

Concerning usage of the frequency band 3400-3800 MHz in border areas for MFCN systems the relevant provisions of ECC Recommendation ECC/REC/(15)01 (version being in force at the time of signing this Technical Agreement is attached for reference) and this Technical Agreement shall be applied.

In order to assure equitable access to the spectrum and operations without harmful interference and to enhance the efficiency of spectrum usage in border areas the principles of field strength trigger values and preferential code groups shall be applicable.

In order to further enhance the efficiency of spectrum usage in border areas operation of MFCN TDD systems in the frequency band 3400-3800 MHz deployed on different sides of the borderline should be based on the frame structure A (Frame A) described in ECC Recommendation ECC/REC/(20)03.

Neither coordination nor notification of the MFCN base stations in border areas is required if the field strength trigger values given in Section 3.1 of this Technical Agreement are fulfilled. If the field strength trigger values are exceeded coordination is required and the procedure detailed in Annex 3 of ECC Recommendation ECC/REC/(15)01 should be applied.

Preferential use of frequencies as laid down in Annex 1 (Section A 1.3.5) of ECC Recommendation ECC/REC/(15)01 shall not be the subject of this Technical Agreement but may be subject of Operator arrangements (see Section 7 of this Technical Agreement).

The relevant provisions of the bi- or multilateral agreements, arrangements or protocols dealing with frequency coordination in general (e.g. the "HCM Agreement"), previously approved by all Signatory Authorities, shall be applied unless otherwise laid down in this Technical Agreement.

### **3. Technical provisions**

#### **3.1. Field strength trigger values**

Field strength values are mean values for non-AAS base station and median values for AAS base station.

##### **Synchronised operation**

Frequencies in the band 3400-3800 MHz for non-AAS and AAS base stations of synchronised MFCN TDD systems (with common phase clock reference) deployed on both sides of the borderline using non-preferential codes and with synchronisation signal centre frequencies aligned may be used without coordination with a neighbouring country if the field strength of each cell produced by the base station does not exceed a value of 61 dB $\mu$ V/m/5MHz at a height of 3 m above ground level at and beyond the borderline between two countries.

Frequencies in the band 3400-3800 MHz for non-AAS and AAS base stations of synchronised MFCN TDD systems (with common phase clock reference) deployed on both sides of the borderline using preferential codes or with synchronisation signal centre frequencies not aligned may be used without coordination with a neighbouring country if the field strength of each cell produced by the base station does not exceed a value of 79 dB $\mu$ V/m/5MHz at a height of 3 m above ground level at the borderline between two countries and a value of 61 dB $\mu$ V/m/5MHz at a height of 3 m above ground level at a distance of 6 km inside the neighbouring country.

##### **Unsynchronised operation**

Frequencies in the band 3400-3800 MHz for non-AAS and AAS base stations of unsynchronised MFCN TDD systems (with no common phase clock reference) deployed on both sides of the borderline may be used without coordination with a neighbouring country if the field strength of each cell produced by the base station does not exceed a value of 15 dB $\mu$ V/m/5MHz at a height of 3 m above ground level at and beyond the borderline between two countries.

##### **Correction factors**

The field strength trigger values shall be modified according to the value of the bandwidth and the aggregated power correction factors given below. The modified field strength trigger values shall be applied to each individual base station.

###### **a) Bandwidth correction factor**

The "mean field strength of each carrier" refers up to a frequency block of 5 MHz. If the bandwidth of the signal is larger than 5 MHz, above given field strength trigger values shall be increased by the value of the bandwidth correction factor (in dB) calculated according to the equation  $10 \cdot \log(\text{bandwidth}/5\text{MHz})$ , where "bandwidth" is nominal bandwidth of the signal in MHz.

###### **b) Aggregated power correction factor**

If there is more than one transmission in a respective reference frequency block, above given field strength trigger values shall be decreased by the value of the aggregated power correction factor (in dB) calculated according to the equation  $10 \cdot \log(n)$  in each antenna sector, where "n" is the number of the transmitters or transmissions in the respective antenna sectors.

If a transmission with nominal bandwidth of the signal falls into the respective reference frequency block (even partly), it shall be included in the value of "n".

### **3.2. Preferential codes**

Code coordination between neighbouring MFCN systems using LTE/NR technology in border areas is only needed when synchronisation signal centre frequencies are aligned independent of the channel bandwidth.

The distribution of preferential codes among countries for use in border areas is based on Annex 4 of ECC Recommendation ECC/REC/(15)01.

A two countries code sharing should be applied or used by base stations that exceed the relevant field strength trigger values of only one neighbouring country. A three countries code sharing should be applied or used by base stations that exceed the relevant field strength trigger values of two neighbouring countries.

Each country should only use their own preferential codes in areas close to the border and can use all codes in areas away from the border.

The distribution of preferential codes (Physical-layer Cell Identities (PCIs)) for LTE and NR is given in Annex 1 of this Technical Agreement.

## **4. Calculation of the field strength**

For field strength predictions to assess compliance with the trigger values set in Section 3.1 of this Technical Agreement or in case of reported harmful interference the calculations should be made based on the radio wave propagation methods described in Annex 2 of ECC Recommendation ECC/REC/(15)01.

## **5. Exchange of information**

In general, the exchange of data is not required for base stations. However, in the case of harmful interference, the data necessary to evaluate and treat the harmful interference shall be exchanged between the Signatory Authorities concerned (see Section 6 of this Technical Agreement).

The information about bringing the frequency bands into use by the operators is available and can be seen in EFIS ([www.efis.cept.org](http://www.efis.cept.org)).

In the case of withdrawal from the agreement (see Section 9 of this Technical Agreement), the list of the stations in operation shall be notified within two months taken from date of giving notice of the withdrawal.

## **6. Procedure in case of harmful interference**

In the case of harmful interference the data necessary to evaluate and treat the harmful interference given in Annex 3 of ECC Recommendation ECC/REC/(15)01 shall be exchanged between the Signatory Authorities concerned.

Concerning the interference calculations, a two-step procedure is described below:

**As the first step**, in case of harmful interference, field strength line calculations shall be carried out between the base stations causing harmful interference and the receiver points of the border line or 6 km line with regard to trigger values set in Section 3.1 of this Technical Agreement and the characteristics of the base stations shall be adjusted in such a way that trigger values are kept.

**As the second step**, if harmful interference is still experienced despite the above adjustment, measurements shall be carried out according to the procedures described in Annex 6 of ECC Recommendation ECC/REC/(15)01.

## **7. Operator Arrangements**

To further improve the coexistence of MFCN systems and to enhance the efficient use of frequency spectrum and coverage in border areas, operators may diverge from the regulation given in this Technical Agreement (including field strength trigger values, distribution of preferential codes, use of preferential frequencies, procedure in case of harmful interference...), while its operations are still within harmonized frequency arrangement and least restrictive technical conditions defined in ECC Decision ECC/DEC/(11)06, based on an arrangements concluded between operators, so-called additional "Operator Arrangements".

Operators may negotiate arrangements which concern only the common part of those frequency bands in respect of which they have been granted licences, without affecting the rights of non-involved third parties, and are subject to prior approval of their respective administration.

## **8. Revision of the Technical Agreement**

With the consent of the Signatory Authorities concerned, this Technical Agreement may be modified at the request of one of the Signatory Authorities when such a modification becomes necessary in the light of administrative, regulatory or technical developments.

## **9. Withdrawal from the Technical Agreement**

Any Signatory Authority may withdraw from this Technical Agreement by the end of a calendar month by giving notice of its intention at least six months in advance. A declaration to that effect shall be addressed to the other Signatory Authorities.

Frequency assignments made within the framework of this Technical Agreement prior to the date of entry into force of the withdrawal shall remain valid and be protected according to their status.

## **10. Language of the Technical Agreement**

The original text of this Technical Agreement exists in English in six originals, one for each Signatory Authority.

## **11. Date of entry into force of the Technical Agreement**


This Technical Agreement shall enter into force on 28. 09. 2023.

## 12. Date of implementation of the Technical Agreement

The provisions of this Technical Agreement shall be implemented by licensed operators in countries of all Signatory Authorities not later than six months after the date of its signature.

Signed in Budva, 28. 09. 2023

**For the Administration  
of Albania**



Tomi Frashëri  
*Chairman*

**For the Administration  
of Bosnia and Herzegovina**



Damir Karahodžić  
*Head of Spectrum  
Management Department*

**For the Administration  
of Croatia**



Danijel Vidaković  
*Head of Spectrum  
Management Department*

**For the Administration  
of Montenegro**




Branko Kovijanić  
*Council President*

**For the Administration  
of North Macedonia**



Jeton Akiku  
*Director*

**For the Administration  
of Serbia**



Goran Laovski  
*Head of Radio  
Communications Division*

## Preferential PCIs for LTE and NR

ETSI TS 136 211 [8] defines 168 "unique physical-layer cell-identity groups" in §6.11, numbered 0..167, hereafter called "PCI groups" for LTE. Within each PCI group there are three separate PCIs giving 504 PCIs in total.

ETSI TS 138 211 [18] defines NR Physical channels and modulation, in NR 2-step identification using PSS/SSS detection of the Physical Cell ID (same as LTE), the number of different cell IDs has been increased from 504 in LTE to 1008 for NR.

Repatriation of these 504 PCIs for LTE and 1008 PCIs for NR should be based on an equitable basis when channel centre frequencies are aligned. It has to be noted that dividing the PCI groups or PCIs is equivalent.

As shown in the table below, the PCIs should be divided into 6 sub-sets containing each one sixth of the available PCIs. Each country is allocated three sets (half of the PCIs) in a bilateral case and two sets (one third of the PCIs) in a trilateral case.

Four types of countries are defined in a way such that no country will use the same code set as any one of its neighbours. According to Annex 4 of ECC Recommendation ECC/REC/(15)01 the **Republic of Albania (ALB)** and **Republic of Croatia (HRV)** belong to Type country 3, **Bosnia and Herzegovina (BIH)** belongs to Type country 2, the **Republic of North Macedonia (MKD)** and **Montenegro (MNE)** belong to Type country 4 and the **Republic of Serbia (SRB)** belongs to Type country 1.

For each type of country, the table below shows the sharing of the PCIs with its neighbouring countries, with the following conventions of writing.



 preferential PCI  
 non-preferential PCI

Table: *PCI sub-sets for use in border areas when the carrier frequencies are aligned*

PCI	Set A	Set B	Set C	Set D	Set E	Set F	PCI	Set A	Set B	Set C	Set D	Set E	Set F
<b>Country 1 LTE</b>	0..83	84..167	168..251	252..335	336..419	420..503	<b>Country 2 LTE</b>	0..83	84..167	168..251	252..335	336..419	420..503
<b>Country 1 NR</b>	0..83 504..587	84..167 588..671	168..251 672..755	252..335 756..839	336..419 840..923	420..503 924..1007	<b>Country 2 NR</b>	0..83 504..587	84..167 588..671	168..251 672..755	252..335 756..839	336..419 840..923	420..503 924..1007
Border 1-2							Border 2-1						
Zone 1-2-3							Zone 2-3-1						
Border 1-3							Border 2-3						
Zone 1-2-4							Zone 2-1-4						
Border 1-4							Border 2-4						
Zone 1-3-4							Zone 2-3-4						
<b>Country 3 LTE</b>	0..83	84..167	168..251	252..335	336..419	420..503	<b>Country 4 LTE</b>	0..83	84..167	168..251	252..335	336..419	420..503
<b>Country 3 NR</b>	0..83 504..587	84..167 588..671	168..251 672..755	252..335 756..839	336..419 840..923	420..503 924..1007	<b>Country 4 NR</b>	0..83 504..587	84..167 588..671	168..251 672..755	252..335 756..839	336..419 840..923	420..503 924..1007
Border 3-2							Border 4-1						
Zone 3-1-2							Zone 4-1-2						
Border 3-1							Border 4-2						
Zone 3-1-4							Zone 4-2-3						
Border 3-4							Border 4-3						
Zone 3-2-4							Zone 4-3-1						

## Appendix: Country type map

